

Kohta Ueno

Energy and Moisture in Sealed and Insulated Attics: Cold Climate Research

April 2020



1

Background



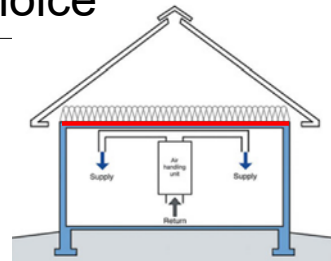
HPC 2020: Energy and Moisture in Sealed and Insulated Attics: Cold Climate Research

© buildingscience.com ²

2

Ventilated Attics—Best Choice

- Roof sheathing dries to ventilated attic—moisture safe
- Interior moisture (air leaks) ventilated away in winter
- Air sealing at ceiling critical for best performance
 - (e.g., spray foam air barrier, detail with sealant)



3

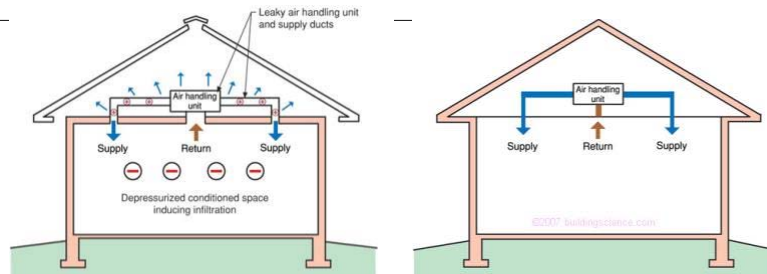
Then Why Unvented Roofs?

- Living space built into roof
- Vented cathedral assemblies—often poor performance
- Complicated rooflines, hip geometries—how to vent?
- Unworkable air barrier at ceiling line
- Blown-in rain (coastal)
- Hurricane tear-off
- HVAC in vented attic



4

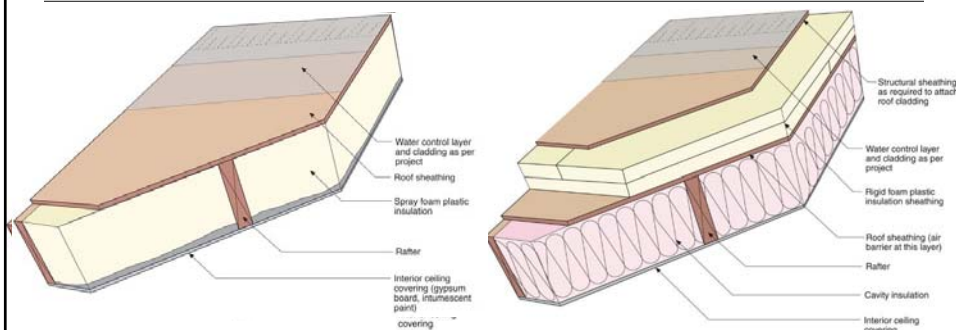
Unvented Roofs & HVAC Placement



- Ducts in unconditioned attic = huge energy losses
 - Industry reluctant to move ducts out of attic
 - Ice dam issues due to duct losses
- Solution: bring ducts into conditioned space
- Unvented/conditioned attic—keeps ductwork in conditioned space, duct leak issues eliminated

5

Spray Foam/Exterior Insulation Roofs



- 2009 IRC: R806.4 Unvented attic assemblies
- Minimum R-value of “air impermeable insulation”
 - Actually ratio of R-values (BSI-100 Hybrid Assemblies)
- Nail base needed with rigid foam on roof deck

6

Fibrous Insulation Unvented Roofs

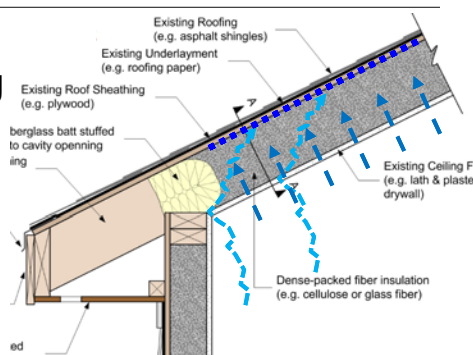
- Dense pack insulation of unvented roofs common in cold-climate retrofits
 - Moisture risks (see BSI-043 “Don’t Be Dense—Cellulose and Dense-Pack Insulation”)—2 in 10 failure?
 - Violates I-codes (see IRC § R806.4/R806.5)
 - “Ridge rot”—localized problems (SIPS same problem)



7

Why Unvented + Fibrous Risky?

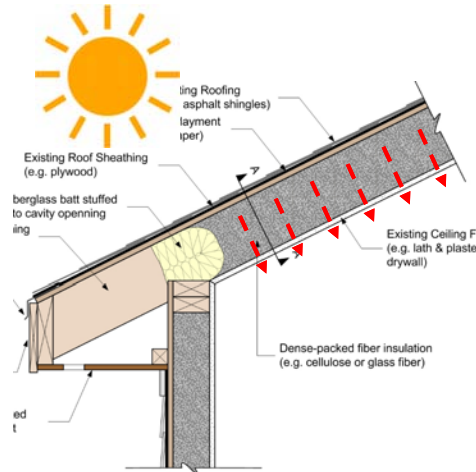
- Different than walls?
- Moisture risks at sheathing
 - Interior-sourced air leakage
 - Vapor contributing too?
 - Zero-perm exterior (“wrong side perfect vapor barrier”)
 - Night sky radiation cooling
 - Stack effect in winter
 - “Ridge rot” (thermal and moisture buoyancy)



8

Why Unvented + Loose Fill Risky?

- Risk reduced by:
 - Airtightness of ceiling
 - Dense insulations-less airflow
 - Solar drive
 - But white roofs, shading
 - Lower interior RH (winter)
 - Why many of them work?
 - Lower permeance interior
 - Assumes good airtightness—vapor retarder not bypassed
- Moisture accumulation: what gets in vs. gets out



9

Why Fibrous Fill Unvented Roofs?

- Unvented roofs without spray/board foams could reduce costs and increase market penetration... IF moisture damage risks are addressed
- Retrofit opportunities (existing uninsulated living space at roof line, without removing finishes)



10

“Ridge Rot” and Moisture Buoyancy

11

Houston and Jacksonville (CZ 2A) 2001



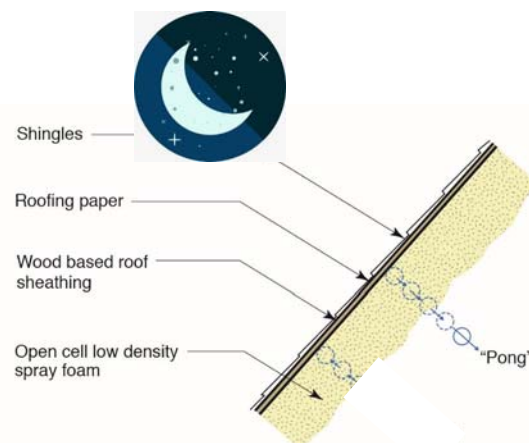
12

Moisture Buoyancy

- Moisture concentrated at highest point in conditioned attic (ridge)
- Not a simple one-dimensional problem
- Not a straight-up air leakage problem
- Problem with open-cell spray foam (ocSPF) unvented roofs (high RHs in attic)-many climates
 - But not ccSPF—lower vapor permeance
- Concentration of interior-sourced moisture
- Moist air is lower density (“lighter”) than dry air
- Others: “system in equilibrium has same dewpoint in connected air space”

13

“Ping Pong” Water



- See BSI-016: Ping Pong Water and The Chemical Engineer

14

“Ping Pong” Water

- See BSI-016: Ping Pong Water and The Chemical Engineer

HPC 2020: Energy and Moisture in Sealed and Insulated Attics: Cold Climate Research

15
© buildingscience.com

15

“Ping Pong” Water

- “Gas separation process similar to pressure swing adsorption”
- Solar-powered moisture concentration machine

HPC 2020: Energy and Moisture in Sealed and Insulated Attics: Cold Climate Research

16
© buildingscience.com

16

Previous Building America Research




HPC 2020: Energy and Moisture in Sealed and Insulated Attics: Cold Climate Research

17
© buildingscience.com

17

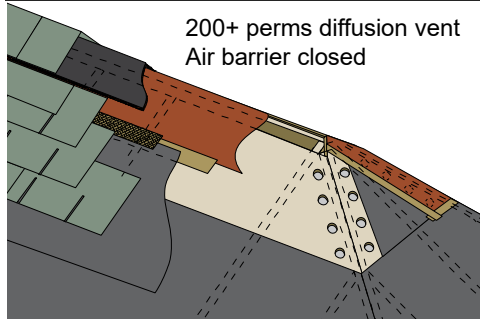
Previous Building America Research

- Chicago (CZ 5A):
 - One winter, 50% RH
 - Unvented roofs-high risk
 - Cellulose lower risk than FG batt
 - Vented compact roof (chute) safe-but poor air leakage
- Houston/Orlando (CZ 2A):
 - 2 attics, multiple seasons
 - Diffusion vents allow greater drying, avoid moisture problems



18

Diffusion Vent Prototype (Houston)

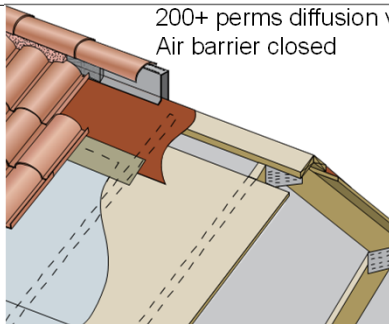


HPC 2020: Energy and Moisture in Sealed and Insulated Attics: Cold Climate Research

19
© buildingscience.com

19

Diffusion Vent Prototype (Orlando-Tile)



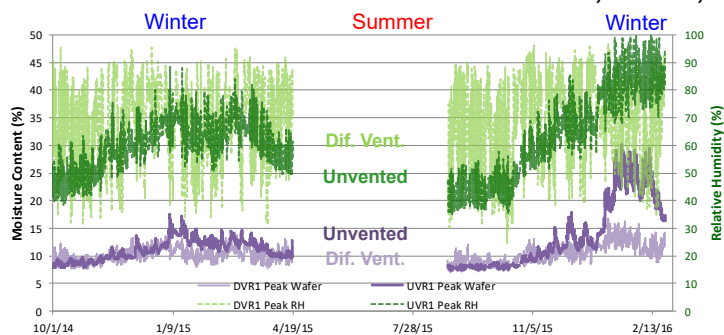
and Insulated Attics: Cold Climate Research

20
© buildingscience.com

20

Houston/Orlando Results

- Diffusion vent avoids wintertime ridge accumulation problems (ridge peak RHs/MCs)
- No failures at low interior RH, bigger difference at higher RH (interior humidification)
- Airtightness disappointing in some cases-no SPF
- Unvented + fibrous + DV: in 2018 IRC, CZ 1, 2, 3



21
ience.com

21

Orlando Decommissioning



HPC 2020: Energy and Moisture in Sealed and Insulated Attics: Cold Climate Research

22
© buildingscience.com

22

Test Hut Approach & Construction



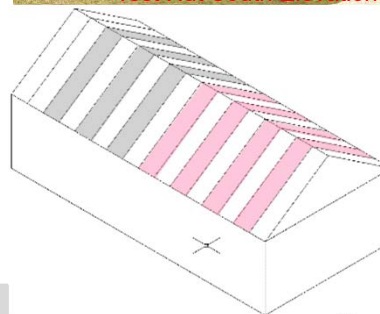
HPC 2020: Energy and Moisture in Sealed
and Insulated Attics: Cold Climate Research

23
© buildingscience.com

23

Test Hut Experimental Approach

- Climate Zone 5A test hut
- Eight north-south roof bays; guard bays
- $\pm R-50$ (14- $\frac{3}{4}$ " framing, 2012 IECC)
- Test variables (changed year-to-year):
 - Vapor retarder: variable perm vs. fixed perm, various permeance curves
 - Diffusion vent at ridge: full size, none, "small," or "tight"
 - Fiberglass vs. cellulose
 - "Control" comparison § R806.4 spray foam + fibrous
- Varying interior boundary conditions
 - Winter 1: "Normal" interior conditions
 - Winter 2: Elevated RH (50% constant)
 - Winter 3: Air leakage into rafter bays



HPC 2020: Energy and Moisture in Sealed
and Insulated Attics: Cold Climate Research

© buildingscience.com

24

Diffusion Vent



"Small" and "tight" DV options



HPC 2020: Energy and Moisture in Sealed and Insulated Attics: Cold Climate Research

25
© buildingscience.com

25

Test Hut Construction



- Instrumentation completion



HPC 2020: Energy and Moisture in Sealed and Insulated Attics: Cold Climate Research

26
© buildingscience.com

26

Test Hut Construction



- Interior air/vapor control installed

27

Research Findings

28

Year 1 Findings (“Normal” Conditions)

- Roofs with diffusion vent & variable-perm vapor retarder safest
- Non-diffusion vent roofs worst; high moisture levels at ridge
- Viitanen mold index values below risk thresholds (3.0 MI); meets ASHRAE Standard 160
- Visible settling of insulation (when cutting new ridge openings from above)
- Summertime inward drive at fixed-perm VR roofs
- Eliminated non-diffusion vent roofs (“small”, “tight”) for following research

29

Ridge Retrofits, Insulation Settling



30

Ridge Retrofits, Insulation Settling

bsc Building Science Corporation

HPC 2020: Energy and Moisture in Sealed and Insulated Attics: Cold Climate Research

31
© buildingscience.com

31

Ridge Retrofits, Insulation Settling

Cellulose settling along entire roof length only occurred on north side

Roofs left as-is for Winter 2: realistic settling of insulation? Also, damage to instruments when retrofitting insulation

bsc Building Science Corporation

HPC 2020: Energy and Moisture in Sealed and Insulated Attics: Cold Climate Research

32
© buildingscience.com

32

Year 2 Findings (50% RH Constant)

- Interior at 50% RH creates much more challenging conditions: many pushing edge of risk
- Many MCs over 20% to 30%, sustained high RH
- Mold Index #s remain below 3.0
- Mold growth occurred on framing & sheathing
- “Tight” diffusion vent did not work acceptably
- Code-compliant ccSPF roof acceptable
- Repacked insulation after disassembly; filling all voids
- Replaced all ridge sensors (data failures)

33

Summer 2 Ridge Disassembly Work

- Fiberglass: staining, rundown, some mold spotting



34

Summer 2 Ridge Disassembly Work

- Cellulose: worst mold, settling (greater at north)



35

Year 3 Setup & Findings (Air Injection)

- Early winter 50% RH, no air leak
- February onward-add air leak
- Air injection system
 - Interior-to-interior leak
 - Very small air leak, 0.5 CFM per bay
 - Comparable to very airtight construction
- Before air injection: much drier than Year 2
 - Repacking insulation suppresses convection?
- Air injection: severe spike in sheathing MC
 - Localized to injection site
 - Disassembly in summer: no visible damage

36

Air Injection System



0.5 CFM air injection rate



HPC 2020: Energy and Moisture in Sealed and Insulated Attics: Cold Climate Research

37
© buildingscience.com

37

Disassembly



No indication of moisture issues
(mold, staining, packy insulation)



HPC 2020: Energy and Moisture in Sealed and Insulated Attics: Cold Climate Research

38
© buildingscience.com

38

Data Results

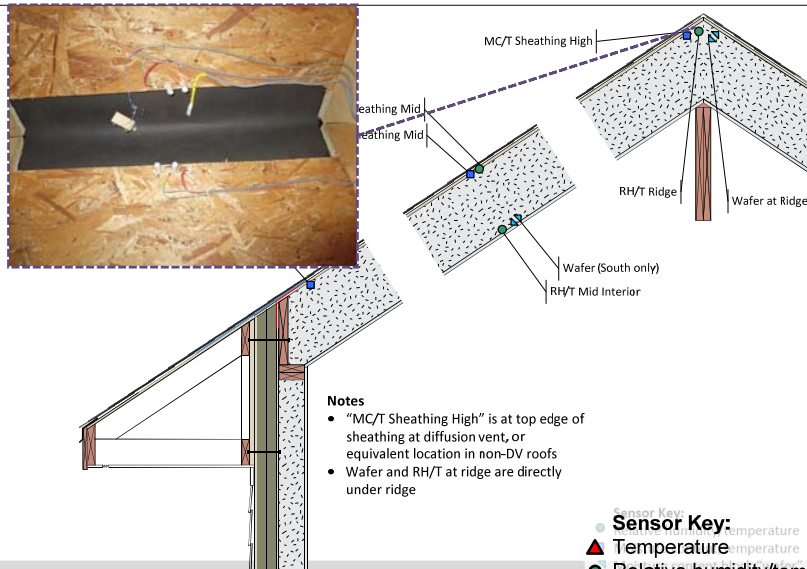


HPC 2020: Energy and Moisture in Sealed and Insulated Attics: Cold Climate Research

39
© buildingscience.com

39

Instrumentation Design: Fibrous Insulation



- Notes**
- "MC/T Sheathing High" is at top edge of sheathing at diffusion vent, or equivalent location in non-DV roofs
 - Wafer and RH/T at ridge are directly under ridge

Sensor Key:
● Temperature
● Relative humidity/temperature
■ Moisture content/temperature
■ Moisture content block



HPC 2020: Energy and Moisture in Sealed and Insulated Attics: Cold Climate Research

40

Instrumentation Design: Fibrous Insulation

Typical Unvented Bay

- Asphalt shingles
- Self-fadhered membrane
- OSB 5/8" ZIP roof panel
- Cavity insulation (dense pack cellulose or blown fiberglass)

Notes

- "MC/T Sheathing High" is at top edge of sheathing at diffusion vent, or equivalent location in non-DV roofs
- Wafer and RH/T at ridge are directly under ridge

Sensor Key:

- Temperature
- ▲ Temperature
- Relative humidity/temperature
- Moisture content/temperature
- Moisture content block

HPC 2020: Energy and Moisture in Seal and Insulated Attics: Cold Climate Resea...

41

Instrumentation Design: Fibrous Insulation

Typical Unvented Bay

- Asphalt shingles
- Self-fadhered membrane
- OSB 5/8" ZIP roof panel
- Cavity insulation (dense pack cellulose or blown fiberglass)

Notes

- "MC/T Sheathing High" is at top edge of sheathing at diffusion vent, or equivalent location in non-DV roofs
- Wafer and RH/T at ridge are directly under ridge

Sensor Key:

- Temperature
- ▲ Temperature
- Relative humidity/temperature
- Moisture content/temperature
- Moisture content block

HPC 2020: Energy and Moisture in Seal and Insulated Attics: Cold Climate Resea...

42

Instrumentation Design: Fibrous Insulation

Typical Unvented Bay

- Asphalt shingles
- Self-adhered membrane
- OSB 5/8" ZIP roof panel
- Cavity insulation (dense pack cellulose or blown fiberglass)
- Interior vapor control layer (fixed or variable perm membrane)

Notes

- "MC/T Sheathing High" is at top sheathing at diffusion vent, or equivalent location in non-DV r
- Wafer and RH/T at ridge are dir under ridge

HPC 2020: Energy and Moisture in Sealed and Insulated Attics: Cold Climate Research

43

Fiberglass Roofs: Ridge RH 24 hr Average

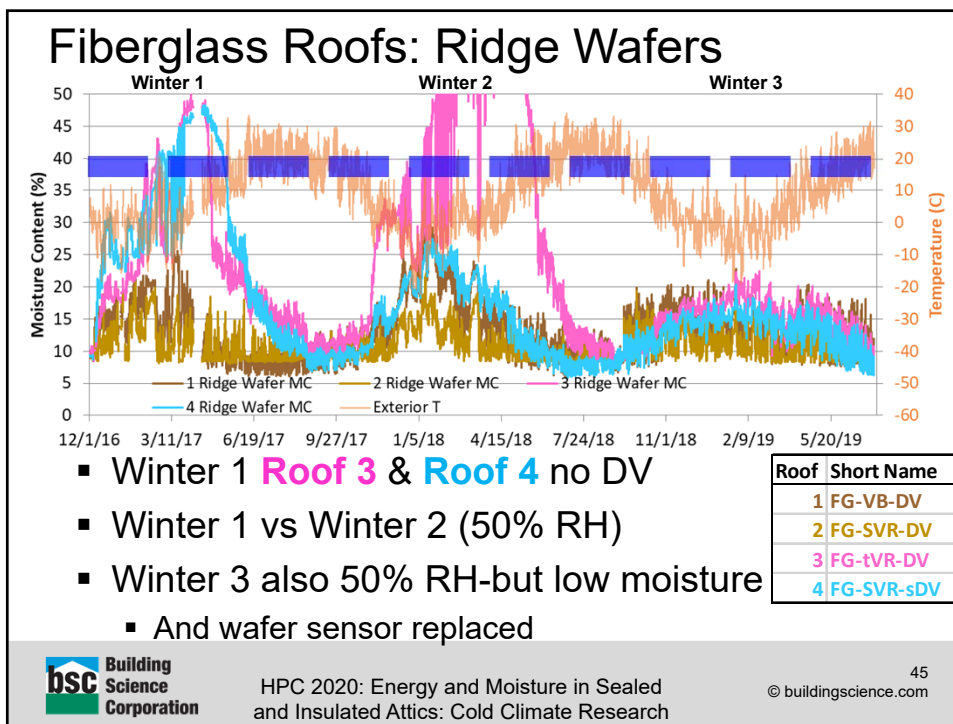
- 24 hr. averaging for readability
- Winter 1 dry, Winter 2 wetter
- Winter 3 much drier than Winter 2

Roof	Short Name
1	FG-VB-DV
2	FG-SVR-DV
3	FG-tVR-DV
4	FG-SVR-sDV

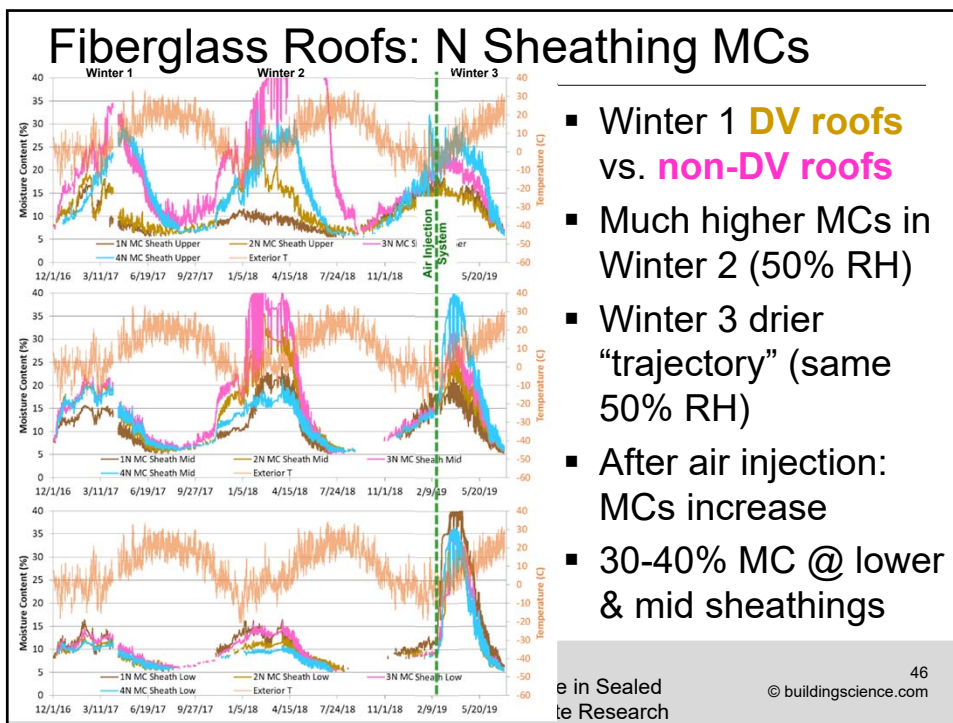
HPC 2020: Energy and Moisture in Sealed and Insulated Attics: Cold Climate Research

44
© buildingscience.com

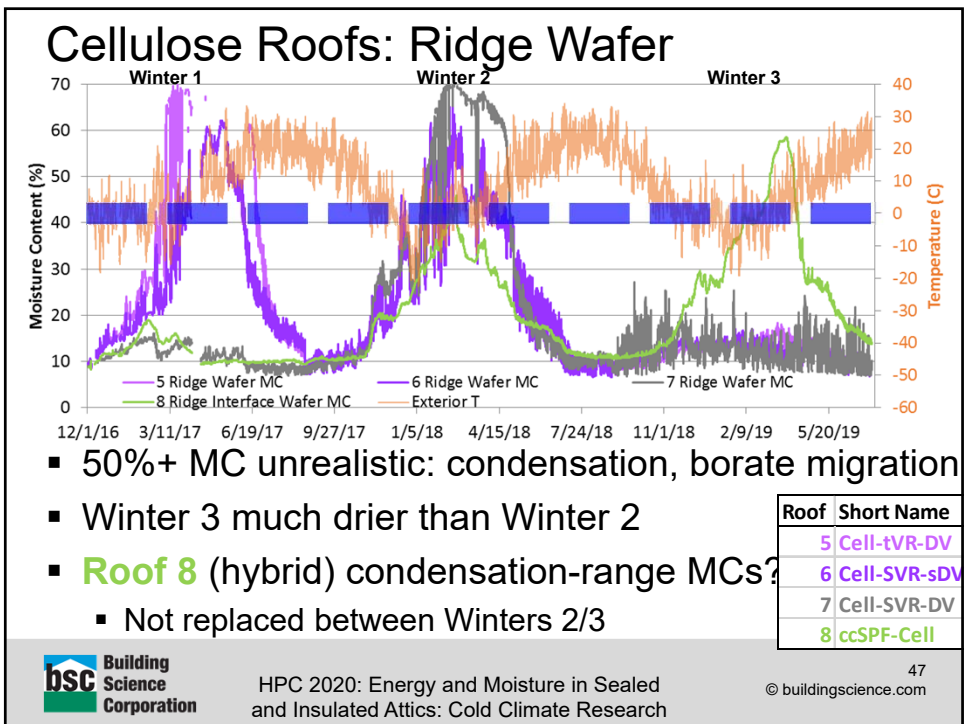
44



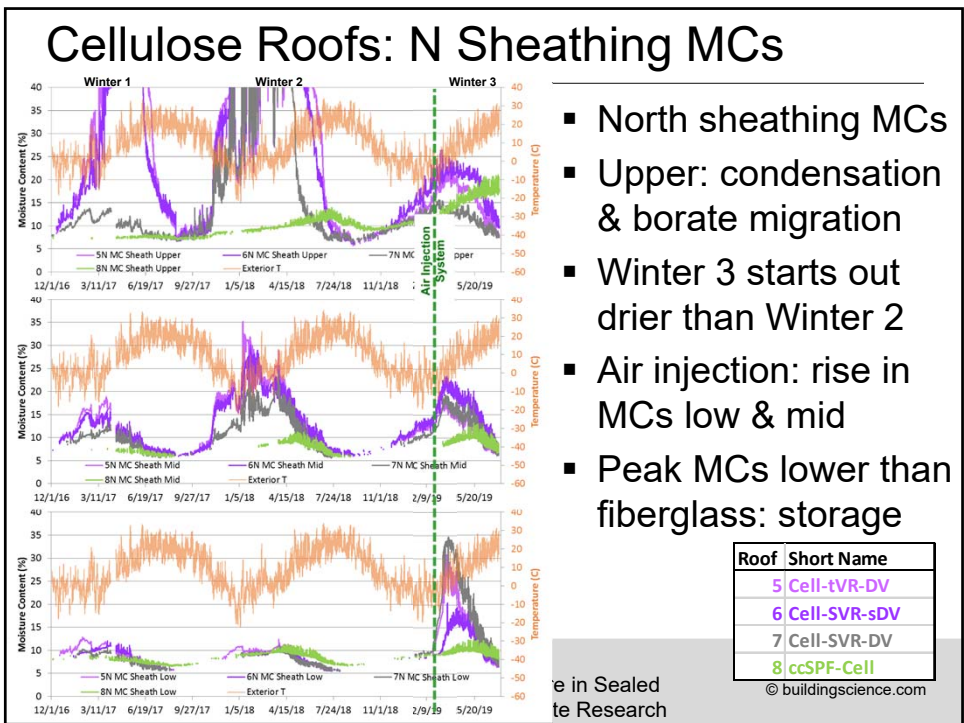
45



46



47



48

Conclusions and Recommendations

49

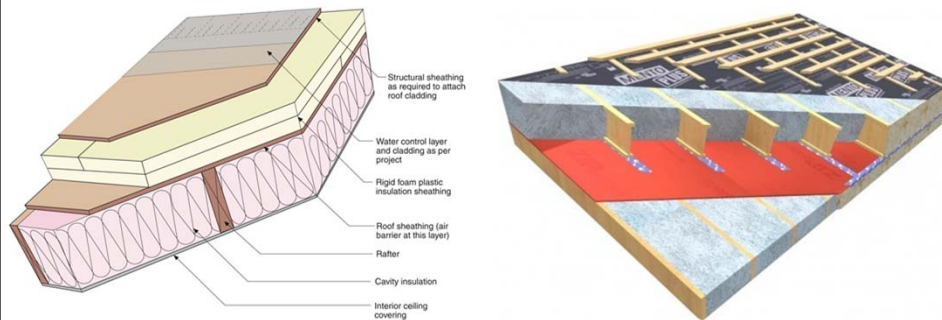
Recommendations and Further Work

- Unvented fibrous insulation roofs **can** work, **BUT**
 - Ensure complete packing of insulation
 - Still vulnerable to small (0.5 CFM) air leaks
- Mold found after Winter 2, despite mold index < 3.0
 - Vulnerability to moisture damage at ridge
- Difficult to recommend for widespread use and acceptance in building codes
 - High indoor RHs more likely w. tighter construction and high occupant density/multifamily
- Retrofit solution for failing assemblies?
 - Demolition + spray foam not possible?
 - No place in code to allow

50

Recommendations and Further Work

- Foam-free unvented roof options
 - Fibrous + continuous exterior insulation outside air barrier, per § R806.5
 - Ventilated cavity outboard of vapor-permeable air/water control membrane



51

Recommendations and Further Work

- If implementing unvented fibrous insulation roofs
 - Keep interior RH low for life of building
 - Airtightness of interior air/vapor control layer
 - Variable-perm vapor retarder (allows downward drying)
 - Large 300 perm diffusion vent recommended
 - Fibrous insulation without voids or empty cavities
 - Light colored roofs & shading increase risks
- Future work?
 - Moisture risks demonstrated; not sure if additional research useful
 - “Story and a Half Geometry” (Cape Cod short slope)

52

Story and a Half (Cape Cod Short Slope)

- Possible application to retrofitting “short slope” of kneewall attic geometry
- Eliminates “chute,” possible to retrofit longer runs

bsc Building Science Corporation
HPC 2020: Energy and Moisture in Sealed and Insulated Attics: Cold Climate Research
© buildingscience.com 53

53

Story and a Half (Cape Cod Short Slope)

- Higher R-value in limited cavity
- Not proven by this research, but this is “lower half of roof” geometry (low risk portion)
- Rafter bay has “full-size diffusion vent” to vented attic above
- Common practice in weatherization NE/Midwest
- State code change proposals in process

bsc Building Science Corporation
HPC 2020: Energy and Moisture in Sealed and Insulated Attics: Cold Climate Research
© buildingscience.com 54

54

Questions?

Kohta Ueno
kohta [at] buildingscience [dot] com

Presentation will be available at:
<https://buildingscience.com/past-events>



The miracles of science™



HPC 2020: Energy and Moisture in Sealed
and Insulated Attics: Cold Climate Research

55
© buildingscience.com