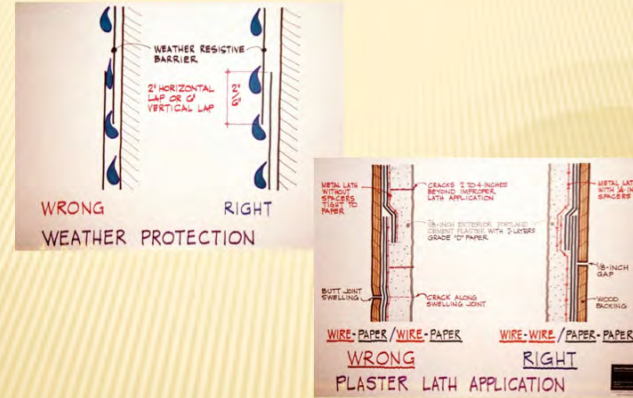


# Exterior Portland Cement Plaster



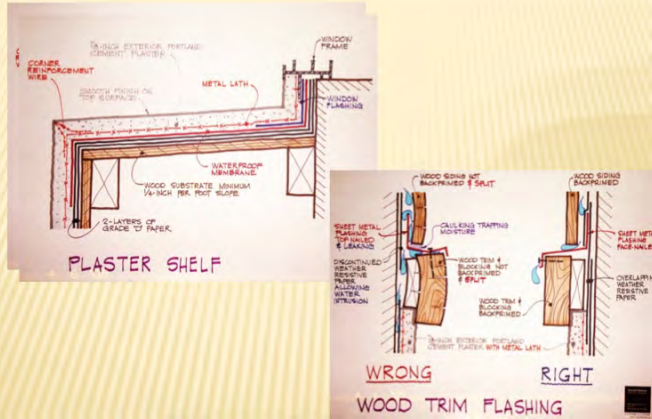
15<sup>th</sup> ANNUAL WESTFORD SYMPOSIUM ON BUILDING SCIENCE

1



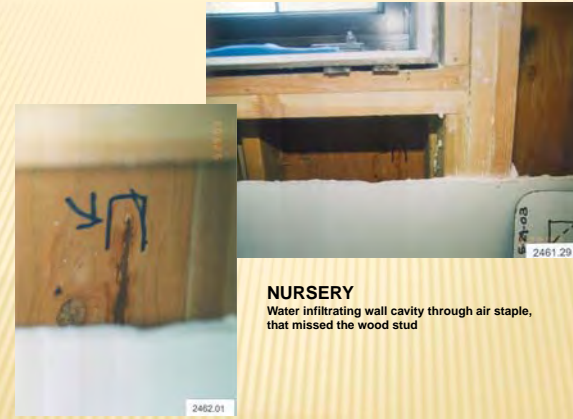
15<sup>th</sup> ANNUAL WESTFORD SYMPOSIUM ON BUILDING SCIENCE

2



15<sup>th</sup> ANNUAL WESTFORD SYMPOSIUM ON BUILDING SCIENCE


3



15<sup>th</sup> ANNUAL WESTFORD SYMPOSIUM ON BUILDING SCIENCE


4

New High School, just opened for new school year




1234.03

Sisalkraft strip backing for control joint. No water resistant barrier behind Sisalkraft.




1234.06

Water resistant barrier attached to flanges of control joints.



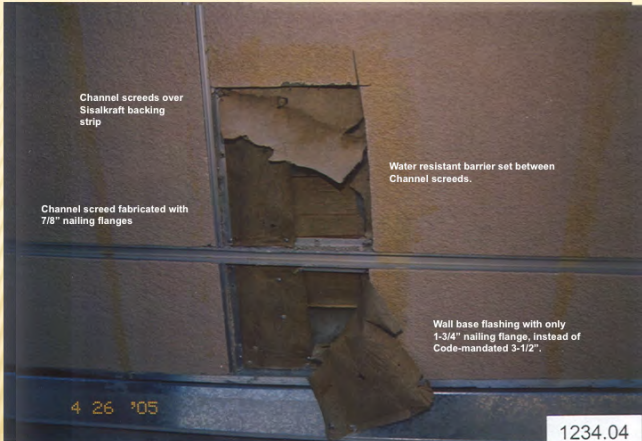
1234.11

Nailing flange for counterflashing stucco stop was only 1-3/4" instead of Code mandated 3-1/2".



1234.11

EKT 4n6 15<sup>th</sup> ANNUAL WESTFORD SYMPOSIUM ON BUILDING SCIENCE 5



Channel screeds over Sisalkraft backing strip

Water resistant barrier set between Channel screeds.

Channel screed fabricated with 7/8" nailing flanges

Wall base flashing with only 1-3/4" nailing flange, instead of Code-mandated 3-1/2".




4 26 '05

1234.04


EKT 4n6 15<sup>th</sup> ANNUAL WESTFORD SYMPOSIUM ON BUILDING SCIENCE 6

# Wood


EKT 4n6 15<sup>th</sup> ANNUAL WESTFORD SYMPOSIUM ON BUILDING SCIENCE 7




EKT 4n6 15<sup>th</sup> ANNUAL WESTFORD SYMPOSIUM ON BUILDING SCIENCE 8



Galvanized sheet metal caps added month after original site observations.



EKT 4n6 15<sup>th</sup> ANNUAL WESTFORD SYMPOSIUM ON BUILDING SCIENCE 9



Tops of wood beams deteriorating from lack of maintenance and exposure to weather.



Wood post buried in stonework dry-rotting from trapped moisture.



EKT 4n6 15<sup>th</sup> ANNUAL WESTFORD SYMPOSIUM ON BUILDING SCIENCE 10

# Windows

EKT 4n6 15<sup>th</sup> ANNUAL WESTFORD SYMPOSIUM ON BUILDING SCIENCE 11



EKT 4n6 15<sup>th</sup> ANNUAL WESTFORD SYMPOSIUM ON BUILDING SCIENCE 12

